




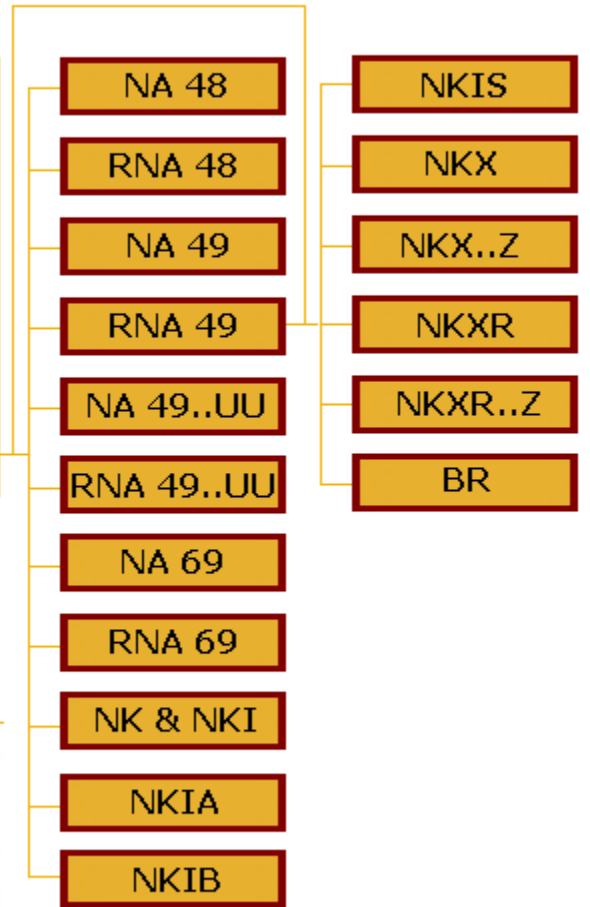
MACHINED NEEDLE ROLLER BEARINGS

기계로 가공된 유형 바늘 롤러 베어링



Machined type needle roller bearings are roller bearings which have a high load carrying capacity with very small section height and are available with or without inner ring. The outer ring is made by machining, grinding and heat-treatment. Except full complement needle roller bearings, the needle rollers are guided parallel to axis by a dimensionally stable cage. These bearings are available in various types and optimally selectable for different conditions such as high-speed or low-speed rotation.

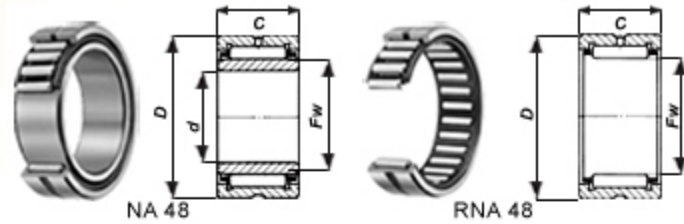
기계로 가공한 유형 바늘 롤러 베어링은 아주 작은 단면도 고도에 높은 짐수용력이 있는 롤러 베어링에는 이고 안 반지에 또는없이 유효하다. 외부 반지는 기계로 가공하고, 갈 열처리에 의해 한다. 완전 조화 바늘 롤러 베어링을 제외하고, 바늘 롤러는 차원으로 안정되어 있는 감금소 옆에 축선에 인도한 평행하다. 이 방위는 각종 유형안에 유효하다 고속 저속 교체같은 다른 조건을 위해 최선으로 선택할 수 있다.





MACHINED NEEDLE ROLLER BEARINGS
Metric Dimensions

NA 48 & RNA 48 Series



Dimension Table of IIA 48 & RIA 48 Series

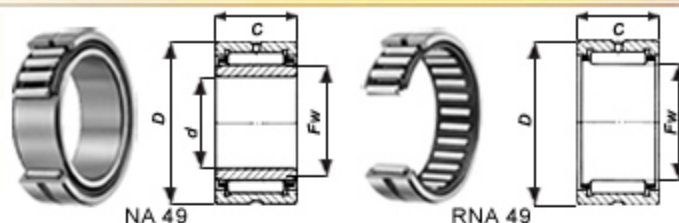
Designation	Weight (g)	Designation	Weight (g)	Dimensions (mm)				Basic Dynamic Load Rating (Kgf)	Basic Static Load Rating (Kgf)
				d	Fw	D	C		
NA 4822	1200	RNA 4822	790	110	120	140	30	9500	24400
NA 4824	1300	RNA 4824	850	120	130	150	30	9880	26400
NA 4826	1960	RNA 4826	1100	130	145	165	35	11900	34700
NA 4828	2100	RNA 4828	1170	140	155	175	35	12300	37000
NA 4830	2880	RNA 4830	1750	150	165	190	40	17100	45500
NA 4832	3050	RNA 4832	1850	160	175	200	40	17600	48300
NA 4834	4120	RNA 4834	2700	170	185	215	45	21500	57800
NA 4836	4340	RNA 4836	2840	180	195	225	45	22300	61500
NA 4838	5760	RNA 4838	3380	190	210	240	50	25300	74100
NA 4840	6040	RNA 4840	3520	200	220	250	50	26000	78200
NA 4844	6570	RNA 4844	3820	220	240	270	50	27100	84900
NA 4848	10200	RNA 4848	5670	240	265	300	60	35100	117000
NA 4852	11000	RNA 4852	6070	260	285	320	60	36100	124000
NA 4856	15800	RNA 4856	9750	280	305	350	69	49500	158000
NA 4860	22300	RNA 4860	13200	300	330	380	80	62300	193000





MACHINED NEEDLE ROLLER BEARINGS
Metric Dimensions

NA 49 & RNA 49 Series



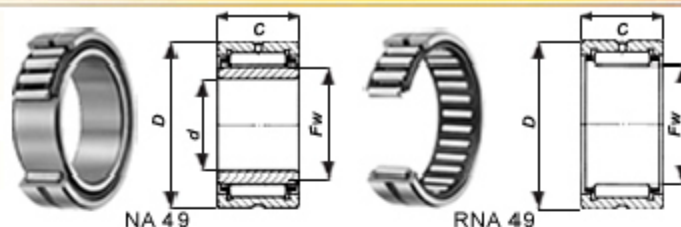
Dimension Table of IIA 49 & RNA 49 Series : Table no 1

Designation	Weight (g)	Designation	Weight (g)	Dimensions (mm)				Basic Dynamic Load Rating (Kgf)	Basic Static Load Rating (Kgf)
				d	Fw	D	C		
NA 4900	24	RNA 4900	16.5	10	14	22	13	940	1030
NA 4901	26.5	RNA 4901	18.1	12	16	24	13	990	1130
-	-	RNA 49/14	19.9	-	18	26	13	1080	1310
NA 4902	35	RNA 4902	21.5	15	20	28	13	1110	1410
NA 4903	39	RNA 4903	23.5	17	22	30	13	1200	1590
NA 4904	78.5	RNA 4904	55.5	20	25	37	17	2140	2550
NA 49/22	87	RNA 49/22	56.5	22	28	39	17	2180	2940
NA 4905	92.5	RNA 4905	64	25	30	42	17	2420	3130
NA 49/28	101	RNA 49/28	76.5	28	32	45	17	2500	3330
NA 4906	106	RNA 4906	72.5	30	35	47	17	2570	3540
NA 49/32	165	RNA 49/32	96	32	40	52	20	3190	4880
NA 4907	178	RNA 4907	113	35	42	55	20	3260	5120
-	-	RNA 49/38	120	-	45	58	20	3430	5570
NA 4908	245	RNA 4908	152	40	48	62	22	4240	6870
-	-	RNA 49/42	174	-	50	65	22	4340	7160
NA 4909	285	RNA 4909	197	45	52	68	22	4440	7480
-	-	RNA 49/48	188	-	55	70	22	4510	7790
NA 4910	295	RNA 4910	179	50	58	72	22	4710	8370
-	-	RNA 49/52	205	-	60	75	22	4800	8670
NA 4911	410	RNA 4911	265	55	63	80	25	5870	9920
-	-	RNA 49/58	275	-	65	82	25	6010	10300
NA 4912	440	RNA 4912	285	60	68	85	25	6130	10700
-	-	RNA 49/62	320	-	70	88	25	6270	11100
NA 4913	470	RNA 4913	325	65	72	90	25	6400	11600
-	-	RNA 49/68	470	-	75	95	30	8150	15000
NA 4914	765	RNA 4914	495	70	80	100	30	8480	16100
NA 4915	810	RNA 4915	525	75	85	105	30	8790	17300
NA 4916	855	RNA 4916	550	80	90	110	30	8910	17800



MACHINED NEEDLE ROLLER BEARINGS
Metric Dimensions

NA 49 & RNA 49 Series



Dimension Table of IIA 49 & RIA 49 Series : Table no 2

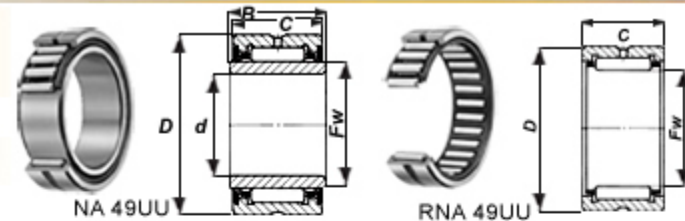
Designation	Weight (g)	Designation	Weight (g)	Dimensions (mm)				Basic Dynamic Load Rating (Kgf)	Basic Static Load Rating (Kgf)
				d	Fw	D	C		
-	-	RNA 49/82	575	-	95	115	30	9180	19000
NA 4917	1280	RNA 4917	705	85	100	120	35	11200	24900
NA 4918	1350	RNA 4918	740	90	105	125	35	11500	26300
NA 4919	1420	RNA 4919	770	95	110	130	35	11900	27600
NA 4920	1960	RNA 4920	1190	100	115	140	40	14800	33500
NA 4922	2120	RNA 4922	1280	110	125	150	40	15500	36400
NA 4924	2960	RNA 4924	1930	120	135	165	45	19100	44400
NA 4926	4030	RNA 4926	2360	130	150	180	50	22000	55100
NA 4928	4290	RNA 4928	2500	140	160	190	50	22800	59100
NA 4930	6380	RNA 4930	4090	150	170	210	60	33100	72700
NA 4932	6750	RNA 4932	4310	160	180	220	60	34300	77500
NA 4934	7110	RNA 4934	4530	170	190	230	60	35400	82600
NA 4939	10200	RNA 4939	6250	180	205	250	69	44300	101000
NA 4938	10700	RNA 4938	6500	190	215	260	69	44900	104000
NA 4940	15400	RNA 4940	10400	200	225	280	80	52900	114000





MACHINED NEEDLE ROLLER BEARINGS
Metric Dimensions

NA 49..UU & RNA 49..UU Series



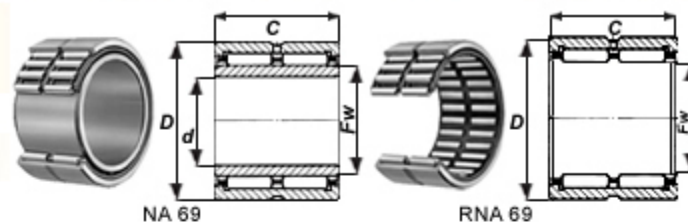
Dimension Table of NA 49..UU & RNA 49..UU Series

Designation	Weight (g)	Designation	Weight (g)	Dimensions (mm)					Basic Dynamic Load Rating (Kgf)	Basic Static Load Rating (Kgf)
				d	Fw	D	C	B		
NA 4900 UU	24.5	RNA 4900 UU	16.3	10	14	22	13	14	820	870
NA 4901 UU	27.5	RNA 4901 UU	17.9	12	16	24	13	14	860	950
-	-	RNA 49/14 UU	19.7	-	18	26	13	-	940	1100
NA 4902 UU	36	RNA 4902 UU	21.5	15	20	28	13	14	980	1190
NA 4903 UU	39.5	RNA 4903 UU	23	17	22	30	13	14	1050	1340
NA 4904 UU	78.5	RNA 4904 UU	54.5	20	25	37	17	18	1830	2090
NA 49/22 UU	87.5	RNA 49/22 UU	55.5	22	28	39	17	18	1870	2410
NA 4905 UU	92.5	RNA 4905 UU	63	25	30	42	17	18	2070	2560
NA 49/28 UU	101	RNA 49/28 UU	75.5	28	32	45	17	18	2140	2730
NA 4906 UU	106	RNA 4906 UU	71	30	35	47	17	18	2200	2900
NA 49/32 UU	167	RNA 49/32 UU	94.5	32	40	52	20	21	2990	4500
NA 4907 UU	179	RNA 4907 UU	112	35	42	55	20	21	3070	4720
-	-	RNA 49/38 UU	119	-	45	58	20	-	3230	5140
NA 4908 UU	245	RNA 4908 UU	150	40	48	62	22	23	3790	5950
-	-	RNA 49/42 UU	173	-	50	65	22	-	3880	6200
NA 4909 UU	290	RNA 4909 UU	197	45	52	68	22	23	3960	6470
-	-	RNA 49/48 UU	187	-	55	70	22	-	4040	6750
NA 4910 UU	295	RNA 4910 UU	177	50	58	72	22	23	4210	7250
-	-	RNA 49/52 UU	200	-	60	75	22	-	4290	7510
NA 4911 UU	415	RNA 4911 UU	265	55	63	80	25	26	5320	8740
-	-	RNA 49/58 UU	275	-	65	82	25	-	5450	9100
NA 4912 UU	445	RNA 4912 UU	285	60	68	85	25	26	5560	9460
-	-	RNA 49/62 UU	320	-	70	88	25	-	5680	9820
NA 4913 UU	475	RNA 4913 UU	325	65	72	90	25	26	5800	10200
-	-	RNA 49/68 UU	465	-	75	95	30	-	7530	13600
NA 4914 UU	770	RNA 4914 UU	495	70	80	100	30	31	7840	14600
NA 4915 UU	815	RNA 4915 UU	520	75	85	105	30	31	8120	15600
NA 4916 UU	860	RNA 4916 UU	545	80	90	110	30	31	8230	16100
-	-	RNA 49/82 UU	570	-	95	115	30	-	8480	17100
NA 4917 UU	1300	RNA 4917 UU	695	85	100	120	35	36	10500	23000
NA 4918 UU	1360	RNA 4918 UU	730	90	105	125	35	36	10800	24200
NA 4919 UU	1420	RNA 4919 UU	760	95	110	130	35	36	11200	25500



MACHINED NEEDLE ROLLER BEARINGS
Metric Dimensions

NA 69 & RNA 69 Series



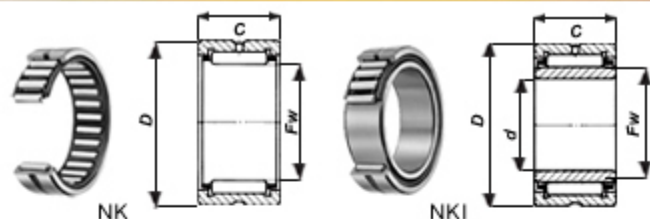
Dimension Table of IIA 69 & RIA 69 Series

Designation	Weight (g)	Designation	Weight (g)	Dimensions (mm)				Basic Dynamic Load Rating (Kgf)	Basic Static Load Rating (Kgf)
				d	Fw	D	C		
NA 6901	44.5	RNA 6901	30	12	16	24	22	1740	2350
NA 6902	61	RNA 6902	37	15	20	28	23	1970	2930
NA 6903	67	RNA 6903	40.5	17	22	30	23	2120	3310
NA 6904	136	RNA 6904	95.5	20	25	37	30	3610	4980
NA 69/22	152	RNA 69/22	97.5	22	28	39	30	3700	5800
NA 6905	160	RNA 6905	111	25	30	42	30	4290	6550
NA 69/28	176	RNA 69/28	133	28	32	45	30	4260	6600
NA 6906	184	RNA 6906	125	30	35	47	30	4390	7040
NA 69/32	295	RNA 69/32	172	32	40	52	36	5460	9760
NA 6907	320	RNA 6907	200	35	42	55	36	5590	10200
NA 6908	440	RNA 6908	275	40	48	62	40	7270	13700
NA 6909	520	RNA 6909	355	45	52	68	40	7610	15000
NA 6910	530	RNA 6910	320	50	58	72	40	8070	16700
NA 6911	730	RNA 6911	475	55	63	80	45	10100	19800
NA 6912	785	RNA 6912	510	60	68	85	45	10500	21500
NA 6913	840	RNA 6913	585	65	72	90	45	11000	23100
NA 6914	1400	RNA 6914	910	70	80	100	54	13600	31700
NA 6915	1480	RNA 6915	960	75	85	105	54	14100	33700
NA 6916	1560	RNA 6916	1010	80	90	110	54	14600	35700
NA 6917	2340	RNA 6917	1300	85	100	120	63	17600	47600
NA 6918	2460	RNA 6918	1360	90	105	125	63	18100	50000
NA 6919	2580	RNA 6919	1420	95	110	130	63	18600	52500



MACHINED NEEDLE ROLLER BEARINGS
Metric Dimensions

NK & NKI Series



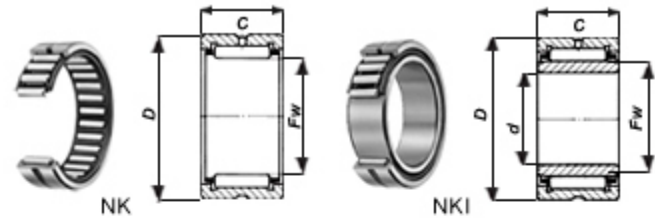
Dimension Table of NK & NKI Series : Table no 1

Designation	Weight (g)	Designation	Weight (g)	Dimensions (mm)				Basic Dynamic Load Rating (Kgf)	Basic Static Load Rating (Kgf)
				d	Fw	D	C		
NK 5/10	3.4	-	-	-	5	10	10	250	200
NK 5/12	4.2	-	-	-	5	10	12	310	270
NK 6/12	6.4	-	-	-	6	12	12	350	320
NK 7/10	6.9	-	-	-	7	14	10	370	300
NK 7/12	8.3	-	-	-	7	14	12	470	410
NK 8/12	9.1	NKI 5/12	11.9	5	8	15	12	520	480
NK 8/16	12.9	NKI 5/16	16.7	5	8	15	16	720	740
NK 9/12	9.8	NKI 6/12	13	6	9	16	12	560	540
NK 9/16	13.2	NKI 6/16	17.5	6	9	16	16	780	840
NK 10/12	10.7	NKI 7/12	14.3	7	10	17	12	600	610
NK 10/16	14.3	NKI 7/16	19.2	7	10	17	16	840	940
NK 12/12	12.2	NKI 9/12	16.7	9	12	19	12	670	740
NK 12/16	16.3	NKI 9/16	22.5	9	12	19	16	940	1140
NK 14/16	21	NKI 10/16	30	10	14	22	16	1200	1400
NK 14/20	26.5	NKI 10/20	38	10	14	22	20	1510	1890
NK 15/16	22.5	-	-	-	15	23	16	1260	1520
NK 15/20	28	-	-	-	15	23	20	1590	2060
NK 16/16	23	NKI 12/16	33.5	12	16	24	16	1250	1540
NK 16/20	29	NKI 12/20	42.5	12	16	24	20	1590	2080
NK 17/16	24.5	-	-	-	17	25	16	1310	1660
NK 17/20	30.5	-	-	-	17	25	20	1660	2250
NK 18/16	25.5	-	-	-	18	26	16	1370	1780
NK 18/20	32	-	-	-	18	26	20	1730	2410
NK 19/16	27	NKI 15/16	39.5	15	19	27	16	1430	1910
NK 19/20	34	NKI 15/20	50	15	19	27	20	1800	2580
NK 20/16	27.5	-	-	-	20	28	16	1420	1910
NK 20/20	35.5	-	-	-	20	28	20	1790	2590
NK 21/16	29	NKI 17/16	43.5	17	21	29	16	1470	2040
NK 21/20	36	NKI 17/20	54	17	21	29	20	1860	2760
NK 22/16	30	-	-	-	22	30	16	1520	2160
NK 22/20	37.5	-	-	-	22	30	20	1930	2930



MACHINED NEEDLE ROLLER BEARINGS
Metric Dimensions

NK & NKI Series



Dimension Table of NK & NKI Series : Table no 2

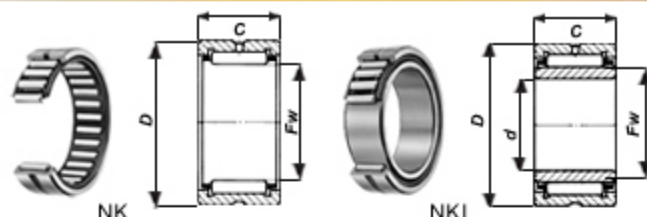
Designation	Weight (g)	Designation	Weight (g)	Dimensions (mm)				Basic Dynamic Load Rating (Kgf)	Basic Static Load Rating (Kgf)
				d	Fw	D	C		
NK 24/16	32	NKI 20/16	48.5	20	24	32	16	1560	2300
NK 24/20	40.5	NKI 20/20	61	20	24	32	20	1980	3110
NK 25/16	33.5	-	-	-	25	33	16	1610	2420
NK 25/20	42	-	-	-	25	33	20	2040	3280
NK 26/16	34.5	NKI 22/16	52	22	26	34	16	1660	2540
NK 26/20	43.5	NKI 22/20	67.5	22	26	34	20	2100	3440
NK 28/20	51.5	-	-	-	28	37	20	2210	3780
NK 28/30	83.5	-	-	-	28	37	30	3170	6010
NK 29/20	57	NKI 25/20	82	25	29	38	20	2200	3790
NK 29/30	85	NKI 25/30	123	25	29	38	30	3150	6020
NK 30/20	64.5	-	-	-	30	40	20	2560	4090
NK 30/30	97.5	-	-	-	30	40	30	3670	6510
NK 32/20	68	NKI 28/20	96.5	28	32	42	20	2620	4300
NK 32/30	102	NKI 28/30	145	28	32	42	30	3760	6840
NK 35/20	73.5	NKI 30/20	112	30	35	45	20	2750	4710
NK 35/30	112	NKI 30/30	171	30	35	45	30	3940	7500
NK 37/20	77.5	NKI 32/20	121	32	37	47	20	2880	5110
NK 37/30	117	NKI 32/30	180	32	37	47	30	4130	8140
NK 38/20	79	-	-	-	38	48	20	2870	5120
NK 38/30	119	-	-	-	38	48	30	4110	8160
NK 40/20	83	NKI 35/20	129	35	40	50	20	3000	5520
NK 40/30	125	NKI 35/30	192	35	40	50	30	4310	8780
NK 42/20	86.5	-	-	-	42	52	20	3050	5730
NK 42/30	130	-	-	-	42	52	30	4380	9130
NK 43/20	88.5	NKI 38/20	136	38	43	53	20	3110	5920
NK 43/30	133	NKI 38/30	205	38	43	53	30	4460	9430
NK 45/20	92	NKI 40/20	143	40	45	55	20	3170	6130
NK 45/30	138	NKI 40/30	215	40	45	55	30	4540	9760
NK 47/20	95	NKI 42/20	149	42	47	57	20	3210	6350
NK 47/30	144	NKI 42/30	225	42	47	57	30	4610	10100
NK 50/25	159	NKI 45/25	230	45	50	62	25	4380	8690
NK 50/35	225	NKI 45/35	320	45	50	62	35	5920	12800



MACHINED NEEDLE ROLLER BEARINGS

Metric Dimensions

NK & NKI Series



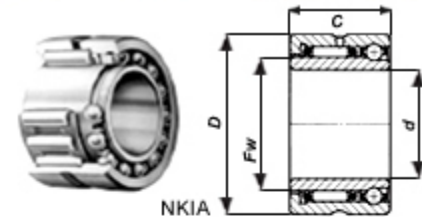
Dimension Table of NK & NKI Series : Table no 3

Designation	Weight (g)	Designation	Weight (g)	Dimensions (mm)				Basic Dynamic Load Rating (Kgf)	Basic Static Load Rating (Kgf)
				d	Fw	D	C		
NK 55/25	193	NKI 50/25	270	50	55	68	25	4630	9600
NK 55/35	255	NKI 50/35	365	50	55	68	35	6250	14100
NK 60/25	187	NKI 55/25	275	55	60	72	25	4840	10500
NK 60/35	260	NKI 55/35	380	55	60	72	35	6540	15400
NK 65/25	225	-	-	-	65	78	25	5060	11400
NK 65/35	315	-	-	-	65	78	35	6830	16800
NK 68/25	250	NKI 60/25	395	60	68	82	25	5590	11900
NK 68/35	350	NKI 60/35	560	60	68	82	35	7350	16900
NK 70/25	280	-	-	-	70	85	25	5660	12300
NK 70/35	395	-	-	-	70	85	35	7440	17400
NK 73/25	335	-	-	-	73	90	35	6230	12900
NK 73/35	475	NKI 65/35	710	65	73	90	25	8200	18400
NK 75/25	345	-	-	-	75	92	25	6340	13300
NK 75/35	485	-	-	-	75	92	35	8340	19000
NK 80/25	315	NKI 70/25	540	70	80	95	25	6060	14000
NK 80/35	445	NKI 70/35	755	70	80	95	35	7960	19800
NK 85/25	435	NKI 75/25	675	75	85	105	25	7790	14800
NK 85/35	610	NKI 75/35	945	75	85	105	35	10400	21400
NK 90/25	456	NKI 80/25	710	80	90	110	25	7890	15300
NK 90/35	640	NKI 80/35	995	80	90	110	35	10500	22100
NK 95/26	495	NKI 85/26	775	85	95	115	26	8130	16200
NK 95/36	690	NKI 85/36	1080	85	95	115	36	10900	23500
NK 100/26	525	NKI 90/26	820	90	100	120	26	8410	17200
NK 100/36	725	NKI 90/36	1140	90	100	120	36	11200	24900
NK 105/26	545	NKI 95/26	860	95	105	125	26	8640	18100
NK 105/36	760	NKI 95/36	1190	95	105	125	36	11500	26300
NK 110/30	660	NKI 100/30	1040	100	110	130	30	10800	24400
NK 110/40	880	NKI 100/40	1380	100	110	130	40	13600	33000



MACHINED NEEDLE ROLLER BEARINGS
Metric Dimensions

NKIA Series



Dimension Table of NKIA Series

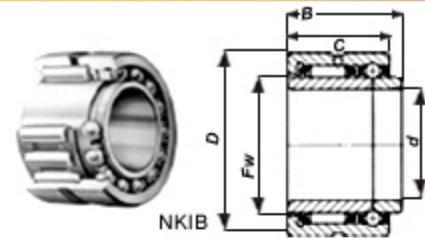
Designation	Weight (g)	Dimensions (mm)				Basic Dynamic Load Rating (Kgf)		Basic Static Load Rating (Kgf)	
		d	D	C	Fw	Radial	Axial	Radial	Axial
NKIA 5901	40	12	24	16	16	760	190	830	300
NKIA 5902	50	15	28	18	20	790	190	1040	300
NKIA 5903	55.5	17	30	18	22	840	210	1170	340
NKIA 5904	107	20	37	23	25	1460	390	1880	620
NKIA 5905	131	25	42	23	30	1610	440	2250	770
NKIA 5906	148	30	47	23	35	1800	460	2740	860
NKIA 5907	248	35	55	27	42	2440	510	4290	1050
NKIA 5908	315	40	62	30	48	3130	540	6160	1200
NKIA 5909	370	45	68	30	55	3330	560	6980	1290
NKIA 5910	380	50	72	30	58	3420	580	7390	1390
NKIA 5911	550	55	80	34	63	4030	1050	7600	2520
NKIA 5912	590	60	85	34	68	4270	1090	8380	2720
NKIA 5913	640	65	90	34	75	4470	1120	9210	2920
NKIA 5914	980	70	100	40	80	5750	1370	13000	3570






MACHINED NEEDLE ROLLER BEARINGS
Metric Dimensions

NKIB Series



Dimension Table of NKIB Series

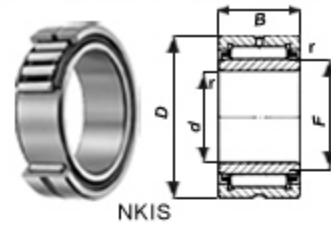
Designation	Weight (g)	Dimensions (mm)					Basic Dynamic Load Rating (Kgf)		Basic Static Load Rating (Kgf)	
		d	D	C	B	Fw	Radial	Axial	Radial	Axial
NKIB 5901	43	12	24	16	17.5	16	760	190	830	300
NKIB 5902	52	15	28	18	20	20	790	190	1040	300
NKIB 5903	58	17	30	18	20	22	840	210	1170	340
NKIB 5904	108	20	37	23	25	25	1460	390	1880	620
NKIB 5905	134	25	42	23	25	30	1610	440	2250	770
NKIB 5906	152	30	47	23	25	35	1800	460	2740	860
NKIB 5907	260	35	55	27	30	42	2440	510	4290	1050
NKIB 5908	320	40	62	30	34	48	3130	540	6160	1200
NKIB 5909	380	45	68	30	34	55	3330	560	6980	1290
NKIB 5910	385	50	72	30	34	58	3420	580	7390	1390
NKIB 5911	555	55	80	34	38	63	4030	1050	7600	2520
NKIB 5912	595	60	85	34	38	68	4270	1090	8380	2720
NKIB 5913	640	65	90	34	38	75	4470	1120	9210	2920
NKIB 5914	985	70	100	40	45	80	5750	1370	13000	3570





MACHINED NEEDLE ROLLER BEARINGS
Metric Dimensions

NKIS Series



Dimension Table of NKIS Series

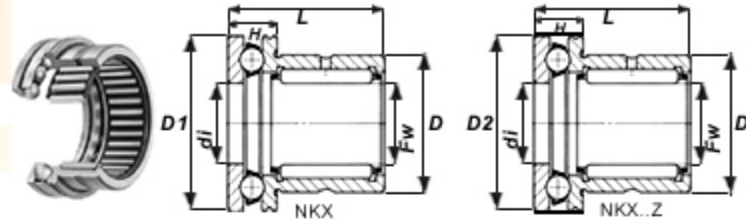
Designation	Weight (g)	Dimensions (mm)					Basic Dynamic Load Rating (Kgf)	Basic Static Load Rating (Kgf)
		d	F	D	B (in inches)	r (min)		
NKIS 15	92	15	22	35	20	0.6	2450	2800
NKIS 17	98	17	24	37	20	0.6	2600	3100
NKIS 20	129	20	28	42	20	0.6	2850	3650
NKIS 25	162	25	32	47	22	0.6	3350	4350
NKIS 30	184	30	37	52	22	0.6	3650	5000
NKIS 35	220	35	43	58	22	0.6	3900	5700
NKIS 40	281	40	50	65	22	1	4250	6700
NKIS 45	338	45	55	72	22	1	4500	7400
NKIS 50	518	50	60	80	28	1.1	6300	9800
NKIS 55	558	55	65	85	28	1.1	6700	10800
NKIS 60	560	60	70	90	28	1.1	6800	11300
NKIS 65	641	65	75	95	28	1.1	7100	12300
NKIS 70	680	70	80	100	28	1.1	7500	13300
NKIS 100	1340	100	115	135	32	1.1	9100	20400





MACHINED NEEDLE ROLLER BEARINGS
Metric Dimensions

NKX & NKX..Z Series



Dimension Table of NKX & NKX..Z Series

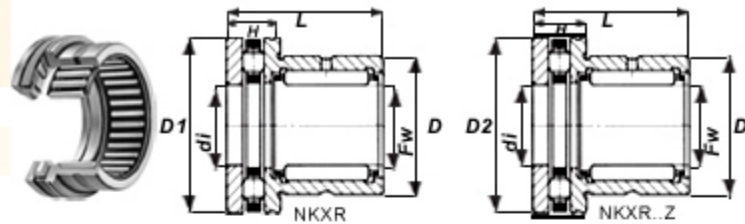
Designation	Weight (g)	Designation	Weight (g)	Fw/di	Dimensions (mm)					Basic Dynamic Load Rating (Kgf)		Basic Static Load Rating (Kgf)	
					D	D1	D2	L	H	Radial	Axial	Radial	Axial
NKX 10	38.5	NKX 10 Z	40	10	19	24	25	23	9	840	1020	940	920
NKX 12	43.5	NKX 12 Z	46.5	12	21	26	27	23	9	940	990	1140	970
NKX 15	47.5	NKX 15 Z	48.5	15	24	28	29	23	9	1260	1010	1520	1120
NKX 17	54	NKX 17 Z	56	17	26	30	31	25	9	1310	1100	1660	1370
NKX 20	85.5	NKX 20 Z	89	20	30	35	36	30	10	1790	1450	2590	1870
NKX 25	131	NKX 25 Z	135	25	37	42	43	30	11	2040	2000	3280	2820
NKX 30	145	NKX 30 Z	151	30	42	47	48	30	11	2560	2080	4090	3380
NKX 35	169	NKX 35 Z	176	35	47	52	53	30	12	2750	2160	4710	3900
NKX 40	219	NKX 40 Z	227	40	52	60	61	32	13	3000	2750	5520	5220
NKX 45	264	NKX 45 Z	273	45	58	65	66.5	32	14	3170	2840	6130	5770
NKX 50	287	NKX 50 Z	297	50	62	70	71.5	35	14	4300	2930	8500	6490
NKX 60	417	-	-	60	72	85	-	40	17	4840	4220	10500	9680
NKX 70	555	-	-	70	85	95	-	40	18	5660	4390	12300	11100





MACHINED NEEDLE ROLLER BEARINGS
Metric Dimensions

NKXR & NKXR..Z Series



Dimension Table of NKXR & NKXR..Z Series

Designation	Weight (g)	Designation	Weight (g)	Fw/di	Dimensions (mm)					Basic Dynamic Load Rating (Kgf)		Basic Static Load Rating (Kgf)	
					D	D1	D2	L	H	Radial	Axial	Radial	Axial
NKXR 15	54	NKXR 15 Z	55	15	24	28	29	23	9	1260	1040	1520	2430
NKXR 17	61	NKXR 17 Z	63	17	26	30	31	25	9	1310	1160	1660	2920
NKXR 20	94	NKXR 20 Z	97.5	20	30	35	36	30	10	1790	1930	2590	4970
NKXR 25	143	NKXR 25 Z	147	25	37	42	43	30	11	2040	2320	3280	6190
NKXR 30	160	NKXR 30 Z	166	30	42	47	48	30	11	2560	2790	4090	8260
NKXR 35	186	NKXR 35 Z	193	35	47	52	53	30	12	2750	2970	4710	9290
NKXR 40	240	NKXR 40 Z	248	40	52	60	61	32	13	3000	4250	5520	13600
NKXR 45	293	NKXR 45 Z	302	45	58	65	66.5	32	14	3170	4160	6130	13600
NKXR 50	315	NKXR 50 Z	325	50	62	70	71.5	35	14	4300	4410	8500	15100

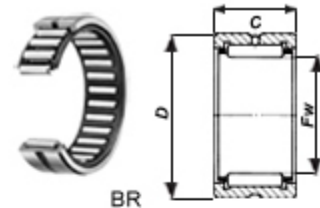




MACHINED NEEDLE ROLLER BEARINGS

Inch Dimensions

BR Series



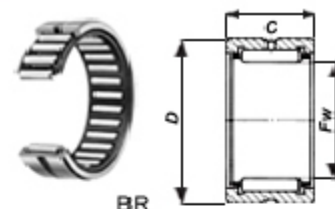
Dimension Table of BR Series : Table no 1

Designation	Weight (g)	Dimensions (mm)						Basic Dynamic Load Rating (Kgf)	Basic Static Load Rating (Kgf)
		Fw		D		C			
		inch	mm	inch	mm	inch	mm		
BR 101812	49	5/8	15.875	1 1/8	28.575	3/4	19.050	1930	2010
BR 122012	56	3/4	19.050	1 1/4	31.750	3/4	19.050	2220	2490
BR 122016	75	3/4	19.050	1 1/4	31.750	1	25.400	2810	3380
BR 142212	63	7/8	22.225	1 3/8	34.925	3/4	19.050	2340	2770
BR 142216	84.5	7/8	22.225	1 3/8	34.925	1	25.400	2970	3760
BR 162412	69	1	25.400	1 1/2	38.100	3/4	19.050	2580	3250
BR 162416	92.5	1	25.400	1 1/2	38.100	1	25.400	3280	4420
BR 182616	102	1 1/8	28.575	1 5/8	41.275	1	25.400	3560	5090
BR 182620	128	1 1/8	28.575	1 5/8	41.275	1 1/4	31.750	4410	6690
BR 202816	110	1 1/4	31.750	1 3/4	44.450	1	25.400	3670	5450
BR 202820	138	1 1/4	31.750	1 3/4	44.450	1 1/4	31.750	4550	7180
BR 223016	119	1 3/8	34.925	1 7/8	47.625	1	25.400	3930	6120
BR 223020	149	1 3/8	34.925	1 7/8	47.625	1 1/4	31.750	4870	8060
BR 243316	149	1 1/2	38.100	2 1/16	52.388	1	25.400	4460	6820
BR 243320	187	1 1/2	38.100	2 1/16	52.388	1 1/4	31.750	5530	8980
BR 263516	158	1 5/8	41.275	2 3/16	55.562	1	25.400	4570	7230
BR 263520	199	1 5/8	41.275	2 3/16	55.562	1 1/4	31.750	5670	9530
BR 283716	170	1 3/4	44.450	2 5/16	58.738	1	25.400	4850	7980
BR 283720	215	1 3/4	44.450	2 5/16	58.738	1 1/4	31.750	6010	10500
BR 283820	250	1 3/4	44.450	2 3/8	60.325	1 1/4	31.750	6010	10500
BR 303920	225	1 7/8	47.625	2 7/16	61.912	1 1/4	31.750	6130	11000
BR 324116	190	2	50.800	2 9/16	65.088	1	25.400	5200	9110
BR 324120	240	2	50.800	2 9/16	65.088	1 1/4	31.750	6440	12000
BR 364824	435	2 1/4	57.150	3	76.200	1 1/2	38.100	9200	16100
BR 364828	510	2 1/4	57.150	3	76.200	1 3/4	44.450	10700	19500
BR 405224	475	2 1/2	63.500	3 1/4	82.550	1 1/2	38.100	9640	17700
BR 405228	555	2 1/2	63.500	3 1/4	82.550	1 3/4	44.450	11200	21400
BR 445624	510	2 3/4	69.850	3 1/2	88.900	1 1/2	38.100	10100	19300
BR 445628	600	2 3/4	69.850	3 1/2	88.900	1 3/4	44.450	11700	23300
BR 486024	555	3	76.200	3 3/4	95.250	1 1/2	38.100	10700	21600



MACHINED NEEDLE ROLLER BEARINGS
Inch Dimensions

BR Series



Dimension Table of BR Series : Table no 2

Designation	Weight (g)	Fw		Dimensions (mm)				Basic Dynamic Load Rating (Kgf)	Basic Static Load Rating (Kgf)
		inch	mm	D		C			
				inch	mm	inch	mm		
BR 486028	650	3	76.200	3 3/4	95.250	1 3/4	44.450	12400	26100
BR 526828	990	3 1/4	82.550	4 1/4	107.950	1 3/4	44.450	14400	26400
BR 526832	1140	3 1/4	82.550	4 1/4	107.950	2	50.800	15700	29500
BR 567232	1220	3 1/2	88.900	4 1/2	114.300	2	50.800	16500	32100
BR 607632	1290	3 3/4	95.250	4 3/4	120.650	2	50.800	17200	34900
BR 648032	1370	4	101.600	5	127.000	2	50.800	18000	37500

